

SPECIAL REPORT:

How to Make Your First 2-5 Sales on Expertnaire Without a Website and Without Spending Any Money

**By TOYIN OMOTOSO
(7Star Courses)**

NOTICE: You DO Have the Right to Reprint or Resell this Report!

You Also MAY Give Away, Sell or Share the Content Herein

© Copyright 2019 Toyin Omotoso

ALL RIGHTS RESERVED. You may sell or give away this report as long as it is not altered in any way, falsely misrepresented or distributed in any illegal or immoral manner.

DISCLAIMER AND/OR LEGAL NOTICES:

The information presented herein represents the view of the author as of the date of publication. Because of the rate with which conditions change, the author reserves the right to alter and update his opinion based on the new conditions.

The report is for informational purposes only. While every attempt has been made to verify the information provided in this report, neither the author nor his affiliates/partners assume any responsibility for errors, inaccuracies or omissions. Any slights of people or organizations are unintentional. If advice concerning legal or related matters is needed, the services of a fully qualified professional should be sought. This report is not intended for use as a source of legal or accounting advice. You should be aware of any laws which govern business transactions or other business practices in your country and state. Any reference to any person or business whether living or dead is purely coincidental.

ABOUT THE AUTHOR:

Toyin Omotoso is an author, entrepreneur and marketing consultant. His main expertise lies in direct response marketing, traffic generation and creating conversion funnels.

From 2009 till date, he has sharpened his digital and direct marketing skills by creating several businesses in various markets like job recruitment, fitness, telecommunications, sports betting and business advice.

He is also the author and creator of several books and training programs on the topic of online marketing and doing business online. One of them is the famous QCC program that has empowered several individuals in Nigeria to create successful online businesses.

Read my letters at - <http://lettersfromtoyinomotoso.com>

LIKE me on Facebook - <https://facebook.com/toyinomotoso>

Follow me on Twitter - <https://twitter.com/toyinomotoso>

INTRODUCTION:

The purpose of this report is to help you do one thing.

And that purpose is to help you generate your first 2-5 sales or more from Expertnaire without spending any money on adverts or any other thing.

This is not a long term strategy.

The idea is for you to use this to raise some money that you can then invest into building more profitable campaigns.

For instance, let's say you picked a product that pays N12,000 and with this strategy, you are able to get 4 sales.

That will be $4 \times \text{N}12,000 = \text{N}48,000$

That is N48,000 in pure profits.

You can now use that N48,000 to get the tools you can use to launch a proper campaign and even buy adverts.

For instance, apart from the knowledge involved, here are the basic things you need to launch a proper affiliate campaign:

- (1) Domain – N1,200 a year if it is com.ng domain
- (2) Hosting – N4000 a year is enough
- (3) Autoresponder – Most give you free for the first 30 days (E.g. getresponse and aweber)
- (4) Adverts – You can start with a \$100 budget and reinvest as you go.

Another thing about the strategy you are about to learn here is that it is not controllable so you have to be patient with it.

With that said, let's get into the main details.

REGISTER ON EXPERTNAIRE

This starts by you registering on Expertnaire since that is where we will be getting the products to promote from.

If you are not already registered on Expertnaire, this is the first step you have to take.

Expertnaire is an online platform that allows Experts (those with quality information, knowledge and expertise) to list and sell their products on their marketplace.

And other people who want to make some money can help them sell those products and smile to the bank.

Let me explain better.

On Expertnaire, Nigerians with quality knowledge based digital products can list them - along with marketing materials that makes selling them easier for affiliates.

Then affiliates can sign up to the Expertnaire platform, pick one or more products to market and use the affiliate links of each product to market them.

When someone buys the product via the affiliates' link, the affiliate will get a commission for that product.

Now that you understand how this works, let me explain how you can become an affiliate of Expertnaire.com

Here is Step One:

Go to <https://expertnaire.com/manager/affiliate/register>

Fill the form and click Register (you should read the terms and conditions too though)



Affiliate Sign Up

Enter your details to create your account:

Fullname

Phone

Email

Password

Confirm Password

I Agree the terms and conditions .

You are advised to read the terms and conditions.

Register

Cancel

Once you click **REGISTER**, the system will show you a popup notification informing you that the fee for becoming an affiliate on Expertnaire is N10,000 a year.

Just click the **Yes, Continue** button to move on.

Or click cancel if you are not willing to pay the fee.

When you click the **Yes, Continue** button, the system will show you the Paystack form for payment.

You can use the CARD option or BANK option to pay with Paystack.

Sometimes, the network from your bank might not be good and your payment might not go through.

If that is the case, just try it again later on.

Once your payment goes through, you will get an email and you will get instant access to the affiliate dashboard.

STEP 2: Adding Your Bank Account

Once you are signed up as an affiliate, you can log on to the system if you are logged out using your email address and password you used in signing up.

Just go to <https://expertnaire.com/manager/affiliate/login> and login from there.

This will always bring you to your affiliate dashboard where you can see a summary of your sales etc

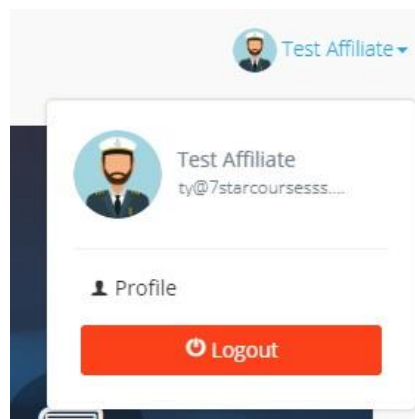
The first thing you should do after signing up is to add your bank account details.

Here is why:

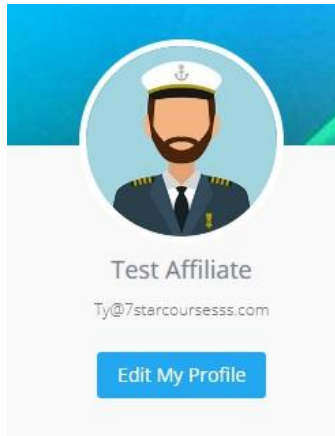
Expertnaire pay affiliates every Friday.

But if you do not have your bank account details on your profile, You won't be able to receive your money.

So, in order to do this, click on your profile picture, it will drop down, then click on **PROFILE**



Then, on the next page, click **EDIT MY PROFILE**



It will bring you a page that has all your details.

Scroll down until you see the section where you can add your bank account details.

A form titled 'Bank Account Details' with a credit card icon. It contains three input fields: 'Bank Name', 'Account Name', and 'Account Number', each with a corresponding label above it.

Ensure you add your bank account details correctly and click on SAVE.

Once you have done that, it is now time to get your affiliate links and start promoting some products.

STEP 3: Getting Your Affiliate Link

Again, your affiliate link is your unique link that allows the system to know that a particular sale came from you so that you are credited for it.

The good thing about the affiliate links on Expertnaire is that they all come with a 90-day cookie.

This is what I mean.


Let's say someone clicks on your affiliate link today but does not buy immediately.

Let's say this person now comes back to the product page 87 days later and buys, the cookie that the affiliate link set on the person's browser makes it easy for the system to identify that this customer was referred by you and you get the commission.

Isn't that sweet?

Okay, here is how you get your affiliate links.

Once you are logged in, there is a set of links by your right side (either on desktop or mobile)



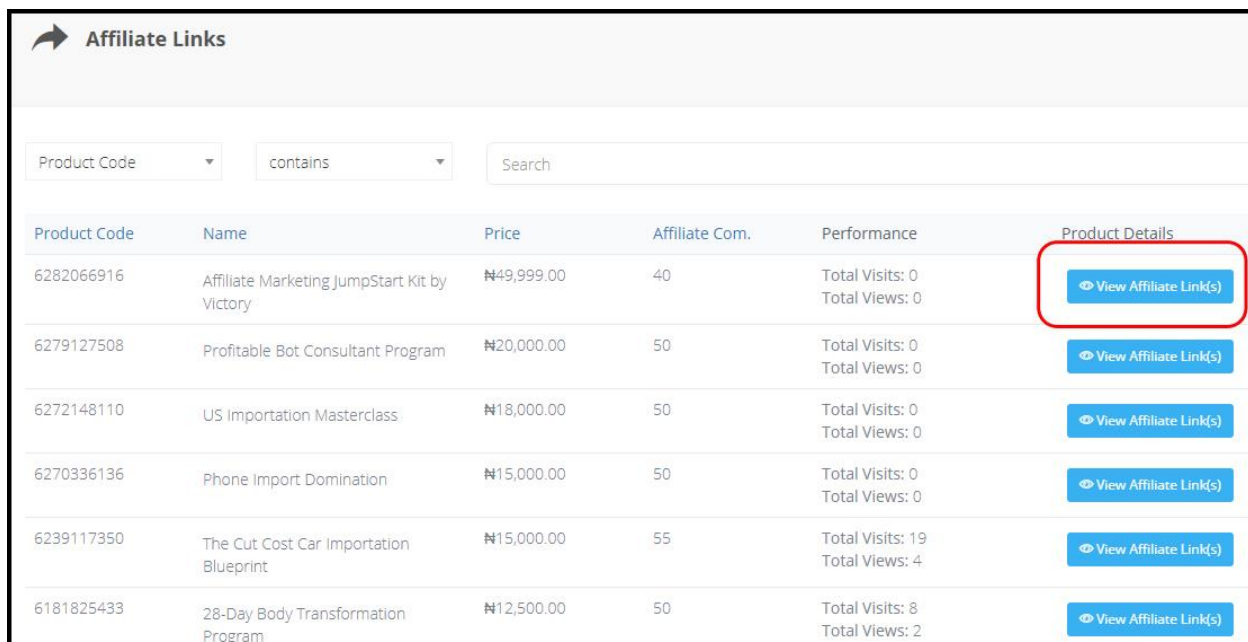
The second link on this menu is what you click on to get your affiliate links.

When you click on **affiliate links** on the menu, it takes you to a page where we have all the various products listed.

On this page, you will see details about each product.

- ✓ The product name
- ✓ Product price
- ✓ Commission percentage paid to affiliates
- ✓ And the affiliate link for the product

Something like this.



Product Code	Name	Price	Affiliate Com.	Performance	Product Details
6282066916	Affiliate Marketing JumpStart Kit by Victory	₦49,999.00	40	Total Visits: 0 Total Views: 0	View Affiliate Link(s)
6279127508	Profitable Bot Consultant Program	₦20,000.00	50	Total Visits: 0 Total Views: 0	View Affiliate Link(s)
6272148110	US Importation Masterclass	₦18,000.00	50	Total Visits: 0 Total Views: 0	View Affiliate Link(s)
6270336136	Phone Import Domination	₦15,000.00	50	Total Visits: 0 Total Views: 0	View Affiliate Link(s)
6239117350	The Cut Cost Car Importation Blueprint	₦15,000.00	55	Total Visits: 19 Total Views: 4	View Affiliate Link(s)
6181825433	28-Day Body Transformation Program	₦12,500.00	50	Total Visits: 8 Total Views: 2	View Affiliate Link(s)

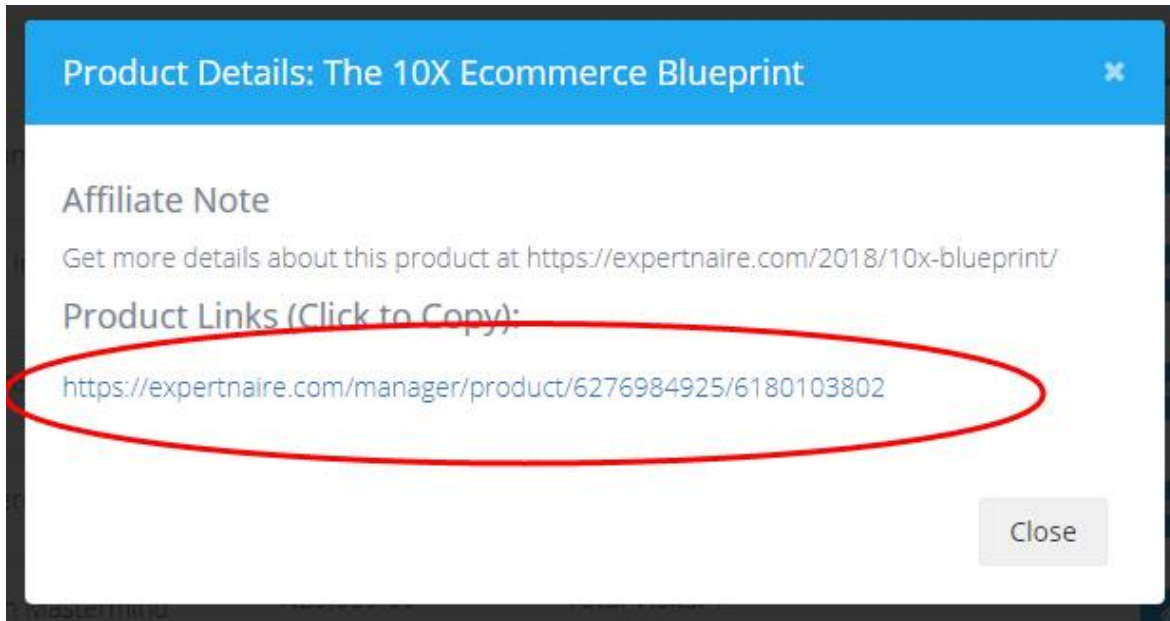
As you can see in the image above, the blue button circled in red is where you can get the affiliate link for the product you want to promote.

Again, each product has its own unique affiliate link.

All you have to do is click on the blue button and it will open a box with the affiliate link for that product.

Then you can simply copy it

For instance, here is an affiliate link for a product on Ecommerce called 10x.



The affiliate link is what is circled in red and this is what you are going to be promoting to prospects.

Again, once people click the affiliate link, it brings them to the sales page for the product and once they buy, you get an email notification that you have made a sale.

Something like this:

Hello Toyin Omotoso

You've made a sale for 3-Way Code US Visa Guide by Ademiluyi David with Order ID **OR20180508135997485314** successfully.

Order Information

Item	Quantity	Price	Total
3-Way Code US Visa Guide by Ademiluyi David	1	₦10,000.00	₦10,000.00
		Grand Total	₦10,000.00

You earn ₦5,000.00 commission on this sale.

Keep up the good work and keep on selling.

Now that you understand how to use Expertnaire system, let's now talk about the system you can use to make your first 2-5 sales on Expertnaire.

THE SYSTEM:

First, it is important that you get this golden marketing advice deep into your mind.

When it comes to promoting products online (either it is yours or the ones you are promoting as an affiliate) - The best way to get results is to put the right message in front of the right audience.



Many people make this mistake over and over.

Some people will just copy their affiliate link about any product and go around posting the affiliate link anywhere thinking people will just click on it and go and buy.

If you promote your affiliate link about a product to the wrong audience, you won't make any money.

That is the plain truth.

So, since you won't be spending any money on adverts, the SYSTEM you are going to be using to sell 2-5 copies or more is made of 4 steps.

The 4 steps are:

- (1) Analyze your list/audience
- (2) Choose a product on Expertnaire that fits into their wants or interests
- (3) Advertise the product and generate leads
- (4) Send them your affiliate link and Follow up

Let's take the steps one after the other.

1 - Analyze Your Audience:

The first step is for you to analyze the list or audience you already have access to

A list or audience is a group of people that you can reach and who already know you.

Examples are:

Your WhatsApp contact list

Your Instagram followers

Your twitter followers

Your Facebook friends

A WhatsApp group where you participate

A targeted Facebook group where you participate

For numbers 1- 4, what you are going to do is to figure out what the majority of the people in your contact list or followers will be interested in.

The idea is this.

Once you know what they are likely interested in, you can now find a product that is related to that interest and market it to them

Here is an example for you to understand what I am saying.

Let's say you have a list of 300 contacts on your WhatsApp list.

And out of these 300 contacts, 250 of them are married women.

That has given you an idea of what they could be interested in.

You can do the same for your FB/Instagram/Twitter followers.

Analyse them

What type of people are following you?

Are they young, single women?

Are they business opportunity seekers?

Are they fitness enthusiasts?

Are they people over 50?

Are they retirees?

For instance, most of the people who follow me on social media are usually business opportunity seekers and entrepreneurs.

One thing, these must be people who have some money to spend though.

That means they should be people with a job or a business.

If your followers on Facebook are a bunch of students, they probably don't have any money and won't buy anything.

Once you have an idea of what they are interested in, we can now move to the next step of this formula which is:

2 - Choose a Product on EXPERTNAIRE that Fits Their Interest

Let's continue with the 300 WhatsApp list illustration.

Now that you know that your WhatsApp contact list is mostly made up of married women, the next step is for you to go to Expertnaire and look for a product that will appeal to married women.

And guess what?

One of the products on Expertnaire is a fantastic product on weight loss that pays N7500 per sale.

I believe married women are the number one people who are usually interested in weight loss.

Another product that can appeal to married women is a product on how to make extra money.

Actually, making extra money is a topic that appeals to majority of people as long as they are not rich yet.

Now, it is time to move to the next step.

3 - Advertise to Generate Leads

So by now, you already have an audience to promote to

You know what they are likely interested in

And you now have a product that suits that interest.

The next thing you will be doing is to craft an advert to get people who are interested to raise up their hands and contact you.

How?

The first method is by crafting a direct advert that says something like:

Are you interested in achieving this xyz goal? I have news for you. Email abc@yahoo.com or SMS 08025142563 or DM Me (if it is on social media)

OR

Are you struggling to achieve xyz desire? The problem is UTC. For more details, Email abc@yahoo.com or SMS 08025142563 or DM Me (if it is on social media)

OR

Would you like to know how to achieve xyz? Email abc@yahoo.com or SMS 08025142563 or DM Me (if it is on social media)

Let's put it to use.

Let's say we want to promote the weight loss product on Expertnaire.

It is always a good idea to check out the sales page of the product so that you can get some helpful information and tips that can help in your promotion.

So, for the weight loss product on Expertnaire, the sales presentation talks about something like "how to lose weight with Nigerian foods"

So, you can write an advert that says:

Would you like to know how to use Nigerian foods to lose 10kg in 3 weeks? Email me@abc.com

OR

Are you interested in how you can use Nigerian foods to lose as much as 10kg in 3 weeks? Email me@abc.com

I hope you get the idea.

If there is space for an image depending on the medium you are using, then add a proper image that gets people's attention.

The second method to create your adverts is by combining some content with your advert.

So basically, you give some tips about a topic and then you conclude by telling them to contact you for more details about the topic.

If you are going to be posting on Fb groups or WhatsApp groups owned by other people, this is the strategy you want to use.

Here is an example.

One Nigerian food that can help you lose weight easily is wheat and okro. If prepared well, a dish can contain just 450 calories. When you consume such tasty and healthy, but low calorie meals, weight loss becomes easier.

Would you like to know how to use Nigerian foods to lose 10kg in 3 weeks? Email me@abc.com

Did you see that?

I shared some valuable piece of information related to the topic and I ended it by asking them to get more information by contacting me.

You can do this for any topic or product.

All you need is a little research and you can come up with short contents like this that you can use to create this type of advert.

You can even get all the information from the sales presentation of the product.

Here is another example for a different product.

Let's say I want to promote the Canada residency program on Expertnaire, I could write an advert that says:

Do you know that in order to relocate to Canada as a permanent resident, the most important thing is to get a high enough CRS score? The CRS score is calculated based on your age, education, job, English test results etc

Are You Interested in Living and Working Permanently in Canada? Send me a DM

Like I said before, the call to action might be any of:

- Email me
- Send an Sms
- Send a Whatsapp message
- DM Me

All we are doing here is to get people who are very interested to get in touch with you and you can now contact them with your affiliate link for the product.

That brings us to the last step which is

4 - Send them your affiliate link and Follow up

Let's go back to our Whatsapp list and married woman illustration.

So, let's say you decided to promote the weight loss product to them via whatsapp stories.

Maybe you even used this advert:

One Nigerian food that can help you lose weight easily is wheat and okro. If prepared well, a dish can contain just 450 calories. When you consume such tasty and healthy, but low calorie meals, weight loss becomes easier.

Would you like to know how to use Nigerian foods to lose 10kg in 3 weeks? [Whatsapp me for details](#)

The next step is to get back to them and you must do this as quickly as possible.

Send them a short reply plus your affiliate link to where they can get the product.

Do the same regardless of the medium that they are using to contact you.

Is it email? Reply them.

Is it WhatsApp?

Is it twitter?

Is it Instagram?

Here is a simple template you can use to respond to the enquiries.

Hi, Ty

This is Sola.

I am sending you this message because you wanted more information about how you can lose a lot of weight in Nigerian foods within 37 days.

All you have to do is to watch this video from one of Nigeria's top nutritionists on shedding fat with food alone.

Click here to watch the video => [PUT YOUR AFFILIATE LINK HERE](#)

Yours Ty

It is as simple as that.

Then, you can even send them 2 – 5 more reminders about this just to get them to go and check out the sales presentation of the product via your affiliate link.

But the follow up messages have to be varied.

And one good way to do that is by using that same content + ad formula.

So, you can send them a reminder that says:

Hi,

Do you know that honey gets you fat?

Yes, that is true. A lot of people don't know that honey actually contains a type of sugar known as fructose.

So, before you start consuming a lot of honey like many people ignorantly do, you should ask yourself if you really want to look slim and sexy.

Talking of slim and sexy, have you checked out the video I sent to you about shedding weight with Nigerian foods?

If you haven't click this link to do so - [PUT YOUR AFFILIATE LINK HERE](#)

It is as simple as that.

By the way, you might be wondering how I was able to come up with all the pieces of content that I used in these examples.

All I did was to spend a few minutes looking at the sales presentations of the products in Expertnaire.

If you want, you can even go to Google.com to do a few research as well.

If you follow this system, you are going to quickly make 2-5 sales or more.

The amount of sales you will make will depend on the number of people in your list and their purchasing power.

So, if other factors are the same, someone with 5000 twitter followers will get more sales than someone with 700 followers

And if your audience is made up of people who don't have money (e.g. youth corpers or students), then even if you have 5000 people, someone with an audience list of 700 people who have money to spend will make more sales than you.

Again, the system is this:

- (1) Analyse your list/audience
- (2) Choose a product on Expertnaire that fits into their wants or interests
- (3) Advertise the product and generate leads
- (4) Send them your affiliate link and Follow up

Let me end by telling you that you may not get fast results in some cases especially if your audience size is low.

So, if your audience size is low, I will advise that you use the second type of advert which combines "content" with the advert.

You can keep posting those while you are getting more people.

You can also get this big.

You can create a huge Facebook group based on a topic and sell people the products you are promoting.

For instance, there is a young guy here in Nigeria who built a Facebook group list of 350,000 members in 7 months. And he didn't spend a dime to do it.

All he needs to do to make money is find a suitable product on Expertnaire and promote to his list.

With an audience size of 350,000, he can easily make Nm a month if he promotes the right products.

Would you too like to know how to build a huge Facebook group with no money?

I can link you up with the guy I just talked about for a training.

Even if the Fb group is just 10,000 members, it can make you a lot of money if you do it right.

Just email me at support@7starcourses.com with your full name and phone number

The email subject line should say – INTERESTED IN BUILDING FB GROUPS

I will get back to you once I get your email.

I believe this report has helped you greatly.

Now, start to put this into action.

I wish you success

Toyin